

INTEGRATED LED TUBE

Product Description

Minimalistic in its design, the new eLighting LED integrated tube has been designed to replace outdated, traditional fluorescent tubes and batten fixtures. Ideal for a wide range of commercial and industrial environments including offices, retail stores, car parks, amenities, cold storage, refrigeration, food and drink production, healthcare and general lighting.



FEATURES

Snap-on

Easy-link

120°

T5

3000K / 4000K / 5000K / 6000K

Efficacy 100lm/w

5 Year Warranty

Advanced Cooling System

50000hrs

IK06

IP44

Made in South Africa

Construction & Installation

Designed for easy installation. The eLighting integrated LED tube light offers rugged durability and performance. The anodised 6063 aluminium alloy housing heatsink assists with improved thermal management. Resulting in improved lumen maintenance and lamp longevity. The mounting socket caters for easy snap on installation with easy linking capability.

Electrical Specifications

eLighting Integrated LED Tube lights operate on 100 ~ 277V AC. Utilising a premium quality electronic driver set offering reduced harmonic distortion below 15% and lighting which is free of flicker. Industry leading efficiency coupled with near perfect power factor.

Applications

The integrated tube light is the ideal retrofit solution for fridges, cove lighting, decor displays, general illumination in retail outlets, offices, schools and general purpose areas.

INTEGRATED LED TUBE

Colours

3000K

4000K

5000K

6000K

Red

Blue

Green

Pink

Amber

UV

Combination

Butchers Red

INTEGRATED LED TUBE

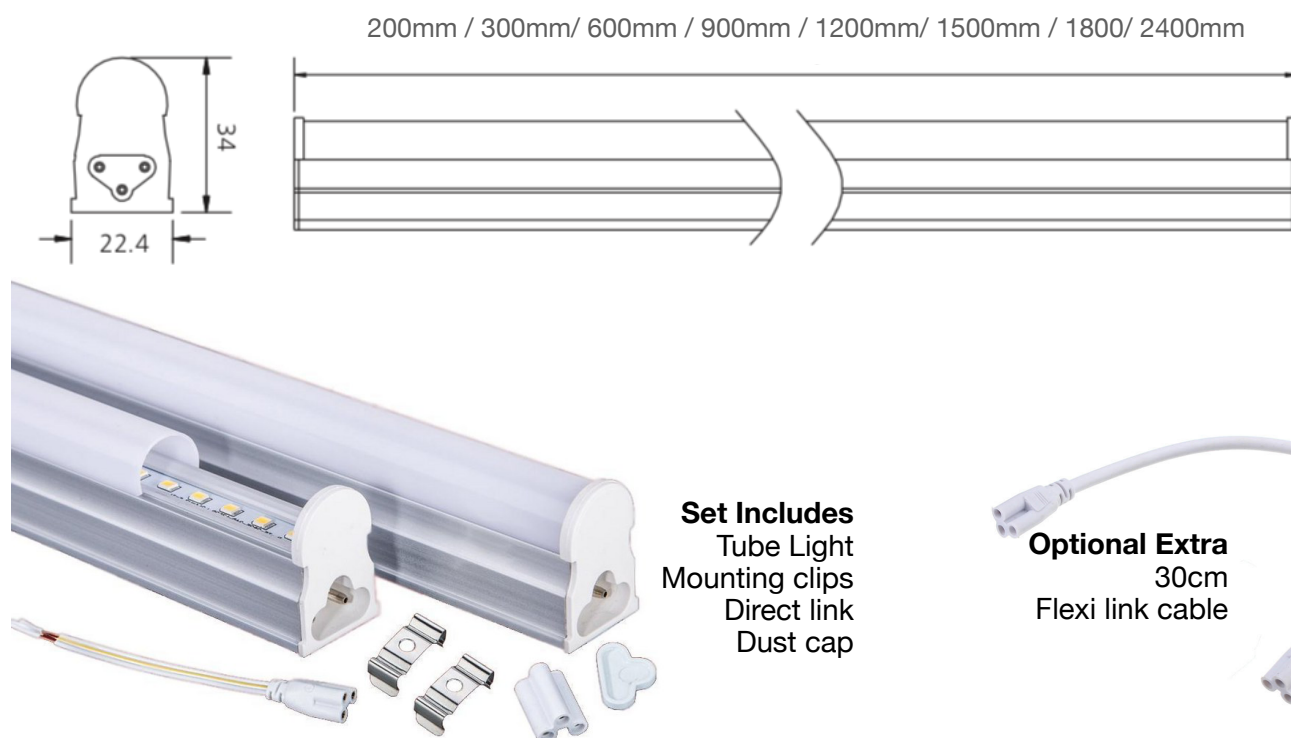
Commercial Series

Model	Length	Power	Luminous Flux	Colour	Beam Angle	CRI
UCC1-2	200mm	5W	500lm	3000K, 4000K, 5000K, 6000K	120°	82Ra
UCC1-3	300mm	5W	500lm	3000K, 4000K, 5000K, 6000K	120°	82Ra
UCC2	600mm	9W	600lm	3000K, 4000K, 5000K, 6000K	120°	82Ra
UCC3	900mm	12W	1300lm	3000K, 4000K, 5000K, 6000K	120°	82Ra
UCC4	1200mm	18W	1800lm	3000K, 4000K, 5000K, 6000K	120°	82Ra
UCC5	1500mm	23W	2300lm	3000K, 4000K, 5000K, 6000K	120°	82Ra
UCC6	1800mm	27W	2700lm	3000K, 4000K, 5000K, 6000K	120°	82Ra
UCC8	2400mm	36W	3600lm	3000K, 4000K, 5000K, 6000K	120°	82Ra

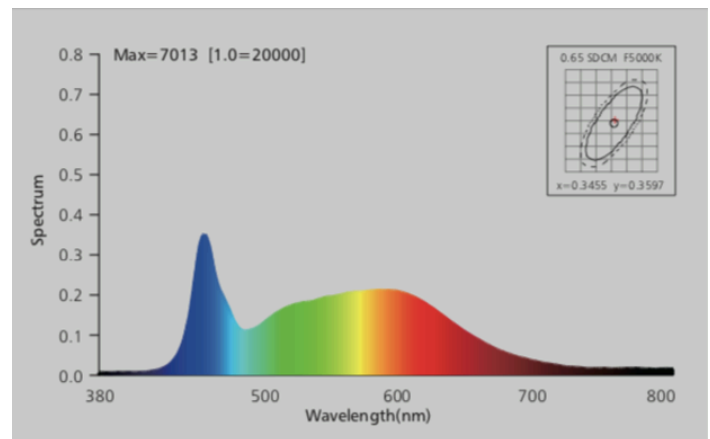
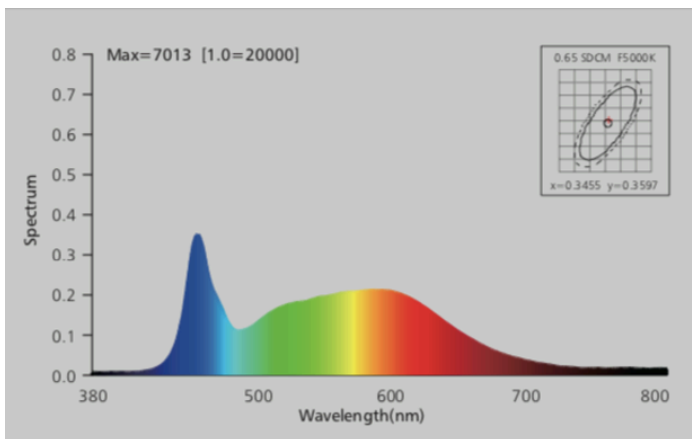
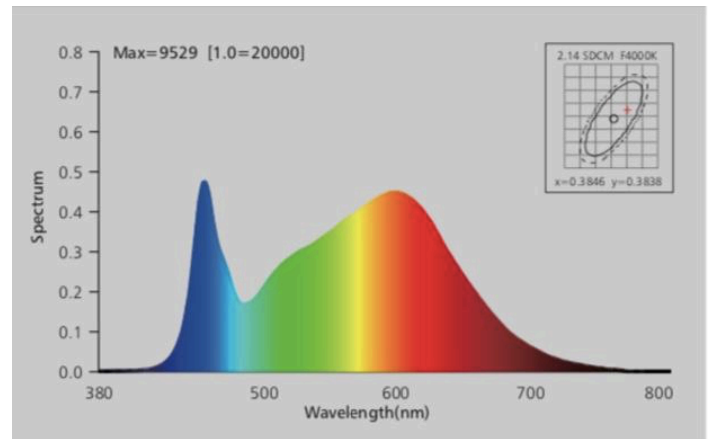
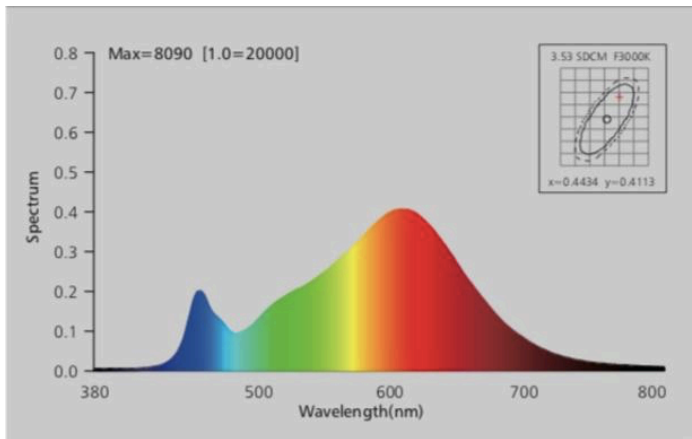
Fixture Compatibility

Rated Power	Electrical Classification	Ingress Protection	Operating T°	Operating Humidity	Storage T°
5W-36W	Class II	IP44	-25 ~+45°C	0~90%	-25 ~+65°C

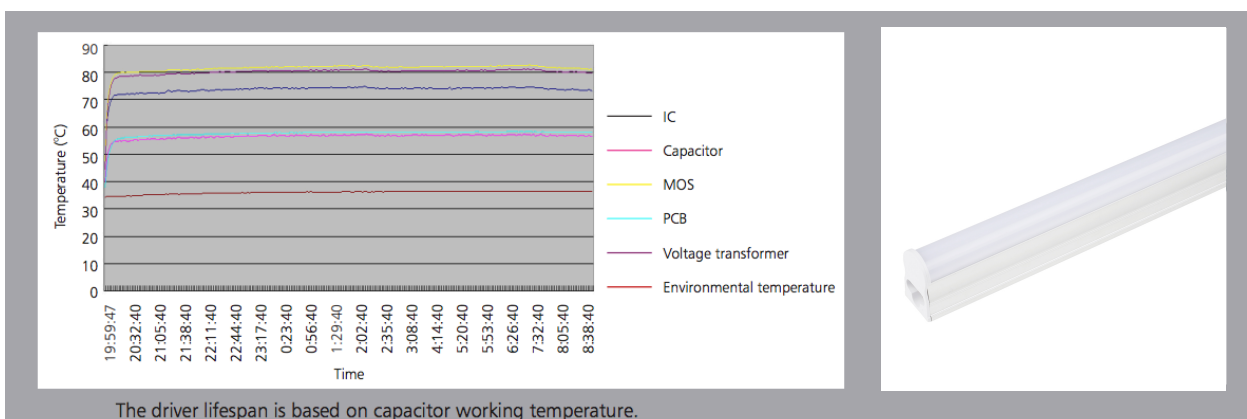
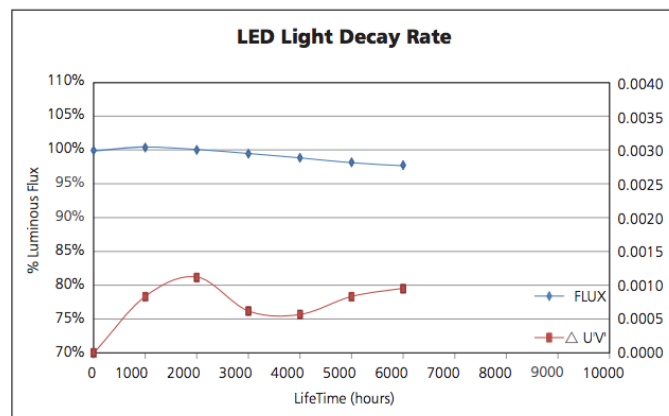
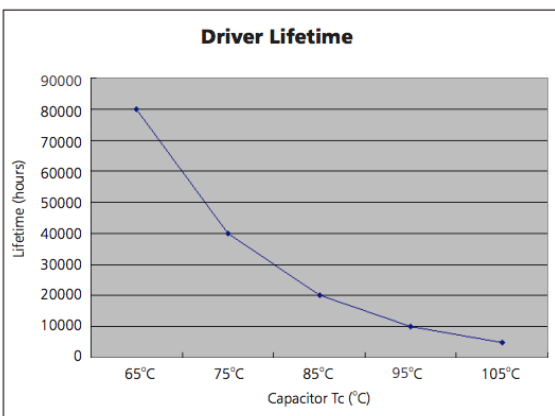
Dimensions



Spectral Data



Lumen & Driver Maintenance



The driver lifespan is based on capacitor working temperature.

